



OPTIFLEX HAND HELD EYE, FACE & BODY SHOWER

- Colour coded to suit international standards
- Lock-on actuating button, to national & international standards
- Rubber cups to protect the user
- Fitted dust covers
- Built-in flow regulators and non return valves
- Easy maintenance
- Smart, aesthetic design



Hand Held Eye, Face and Body Shower
Optiflex

Hand Held Eye, Face and Body Shower

A range of wall or table mounted units with the advantage of a lock-on facility.

The Optiflex Eye, Face & Body Shower has been developed to suit all situations where small spillages of chemicals or dangerous

substances are hazardous to the health of employees. This comprehensive range has a number of variants, each of which has its own unique advantages.

Optiflex 100

Wall mounted Eye, Face and Body Shower with in-line single nozzle



Optiflex 200

Table mounted Eye, Face and Body Shower with in-line single nozzle



Optiflex 300

Wall mounted Eye, Face and Body Shower with 45 degree angled single nozzle



Optiflex 400

Table mounted Eye, Face and Body Shower with 45 degree angled single nozzle



Optiflex 500

Wall mounted Eye, Face and Body Shower with 45 degree angled double nozzle



Optiflex 600

Table mounted Eye, Face and Body Shower with 45 degree angled double nozzle



The Optiflex range includes wall mounted, table mounted, angled and multiple nozzles

The Hand Shower can be used to treat disabled personnel or can be used for decontaminating the eyes or used for washing other parts of the body. Incorporating a unique

lock-on facility in line with the national and international standards. Fitted with dust covers, 1.5m length of reinforced hose, a non return valve and a flow regulator.



Hand Held Eye, Face and Body Shower Optiflex

TECHNICAL DETAILS

Optiflex

MATERIALS OF CONSTRUCTION

SHOWER SPRAY OUTLET	Powder Coated Brass
RUBBER SAFETY EYE CUPS	Ethylene Propylene (EPDM)
PLASTIC DUST COVERS	Acetal/Polycarbonate
PLASTIC BODY	Polyarylamide (Reinforced with Glassfibres)
HUGHES STANDARD FINISH	Green and White

SERVICES

WATER INLET	1/2" Male BSP
DESIGN OPERATING PRESSURE	1.5 to 6 BAR G (Higher supply pressures accommodated with the incorporation of an optional Pressure Reducing Valve)
TEST PRESSURE	10.5 BAR G
MINIMUM FLOW RATES - ANSI	Hand Held: 8 litres/minute

ENVIRONMENTAL OPERATING

OPERATING	Not suitable for outside use in freezing conditions
-----------	---

ACTIVATION/OPERATION

EYE, FACE & BODY SPRAY	Trigger Operated with safety lock-on facility
------------------------	---

WEIGHTS and DIMENSIONS

OVERALL DIMENSIONS	70(W) x 70(D) x 230mm(H)
WEIGHT (UNPACKED)	1Kg

Options



Eye Wash Sign



Spring Coiled Hose



Hose Box



'Y' Strainer

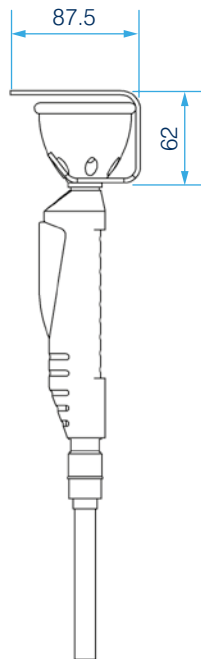
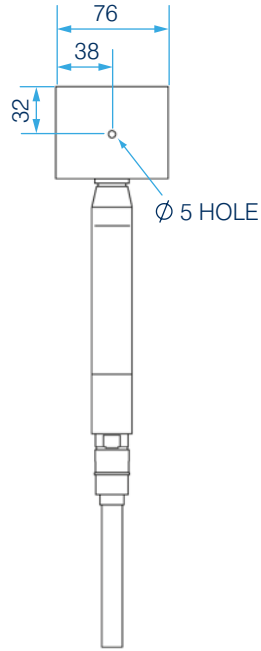
	Optional Fittings	Eye wash Sign	Spring Coiled Hose	Hose Box	'Y' Strainer
Optiflex 100	●	●			●
Optiflex 200	●		●		●
Optiflex 300	●	●			●
Optiflex 400	●		●		●
Optiflex 500	●	●			●
Optiflex 600	●		●		●



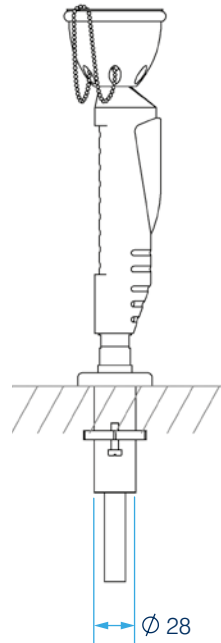
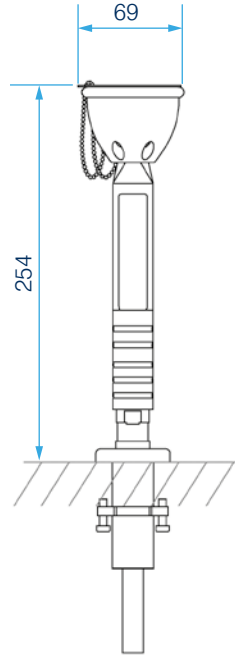
Hand Held Eye, Face and Body Shower
Optiflex

G.A. DRAWING

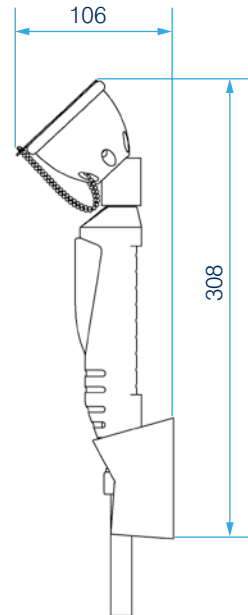
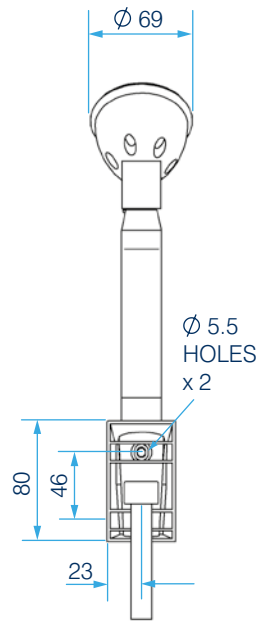
Optiflex 100



Optiflex 200



Optiflex 300

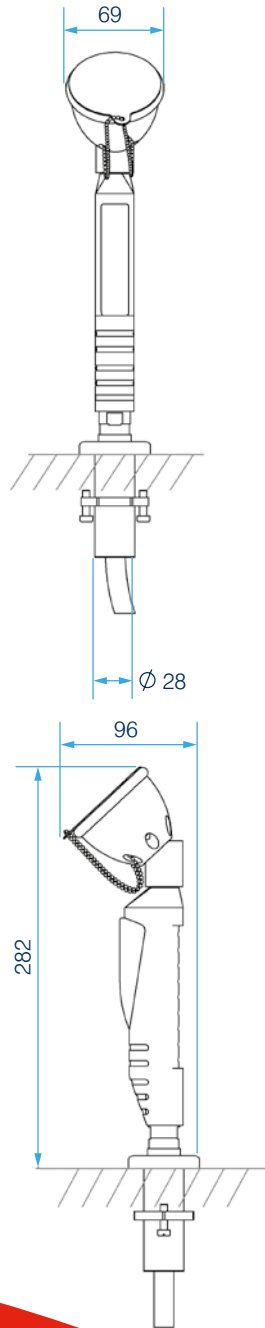




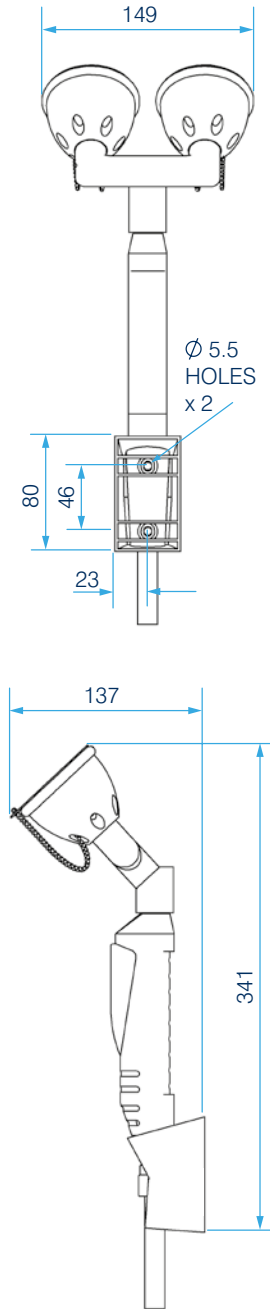
Hand Held Eye, Face and Body Shower
Optiflex

G.A. DRAWING

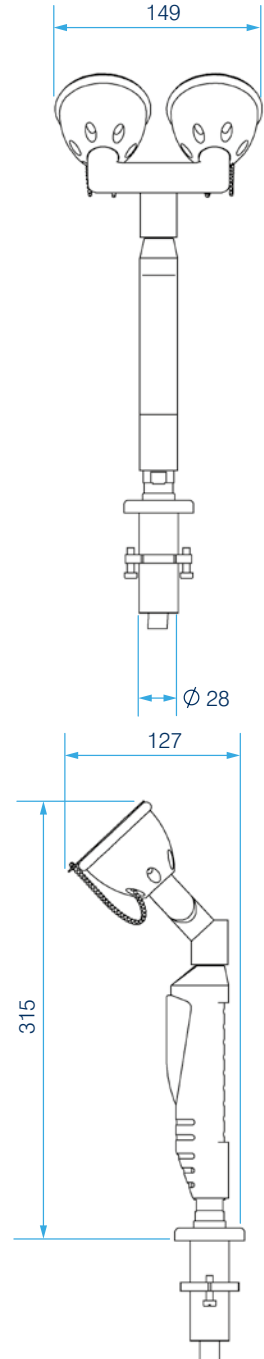
Optiflex 400



Optiflex 500



Optiflex 600



HUGHES SAFETY SHOWERS LTD
Whitefield Road, Bredbury, Stockport, Cheshire, SK6 2SS England, UK.
T: +44 (0)161 430 6618

E: info@hughes-safety-showers.co.uk F: +44 (0)161 430 7928

www.hughes-safety-showers.co.uk

Registered No. 0939240. VAT Registration No. 918 5005 32. Hughes Safety Showers Ltd is a wholly owned subsidiary of the JD Hughes Group PLC.

